

# PICKLE ELEMENTARY SCHOOL FACILITY PROJECT SHEET



1101 Wheatley Ave.  
Austin, TX 78752

Existing Capacity: 561  
Planned Capacity: 561  
2016/2017 Utilization: 113%






Building Area: 120,862 Square Feet  
Site: 18 Acres  
Date of First Construction: 2001

For more detailed information about the district's long-term Facility Master Plan and recommendations for this facility, please visit [www.aisdfuture.com](http://www.aisdfuture.com).






## Proposed Projects

- Districtwide Fire and Intrusion Alarm Upgrades
- Districtwide Security Camera Replacements
- Exterior Wall Repair
- Heating and Air Conditioning Improvements
- Technology: Computer Lab Improvements
- Technology: Network System Improvements
- Technology: Presentation Systems
- Technology: Teacher Computers

## Facility Condition Assessment (FCA)

This Facility	District Average - Elementary
<b>60</b>	<b>52</b>
 Fail < 30	 Poor 30 - 49
 Average 50 - 69	 Good 70 - 89
	 Excellent 90 - 100

## Educational Suitability Assessment (ESA)

This Facility	District Average - Elementary
<b>74</b>	<b>62</b>
 Fail 20 - 35	 Poor 36 - 50
 Average 51 - 65	 Good 66 - 80
	 Excellent 81 - 100

## Estimated Cost of Proposed Projects

**\$2,218,000**

Projects may include funding from additional sources.

The FCA and ESA scores are a representation of the condition of the facility only, not of the school's academic performance.